

STANDARD FEATURES

FLOOR:

- Pressure treated 2"x6" framing (on all sheds).
- 16" o. c. joists spacing. (optional: 12" o. c. spacing.)
- 5/8" plywood for decking.
- (Optional: 3/4" plywood or 3/4" pt. plywood.)

DOORS:

- Pine & T-111 sheds include one 50" pine door.
- Vinyl sheds include one 50" solid white PVC door.
- (Optional: change standard door size or add additional 30", 50", 60" widths or larger.) \$75 credit given for 50" door.

SIDING:

- White pine, 1"x 8" T&G, v-match.
- T-111, 5/8" thickness, 8" o. c. pattern .
- Vinyl, double 4" clapboard style.

WALLS:

- 2"x 4" construction with 16" spacing.
- 6' - 3" wall heights on. (7' walls optional.)
- 7' - 1" front wall standard on all Country Carriage models.

ROOFS INCLUDE:

- Asphalt shingles, 25 year, 3 tab style black, white, brown. (optional: other colors and architectural type.)
- Aluminum roof drip edge and 2 wall vents.

ROOF CONSTRUCTION:

- 16" rafter/ truss spacing.
- 1/2" cdx grade plywood.
- 2"x 6" rafter/trusses used on larger units and all Country Carriage style.

WINDOWS:

- white aluminum with screen. 2 included on sheds 12'L & up, and 1 window included on sheds 10'L & less.

RAMPS:

- one regular ramp free each shed order.

SHEDMASTER

370 Rte. 125 Brentwood, NH 03833

~ Storage Sheds ~

Toll free: 1-800-618-8118

Hello,

We wish to thank you for your interest in our fine quality storage sheds. In our brochure you'll find selected photos of past installations. We've featured the three popular designs we construct. Also shown are shed photo's showing samples of the sidings offered, door and window arrangements, roof styles and more. Many homeowners throughout NH., MA., and ME., are already enjoying the classic look and superior design that comes with our fine sheds.

If you need help choosing the size, a site, or for questions in general in please feel free to contact us at your convenience. Thanks you for your interest, we'll be looking forward to the opportunity to provide another great shed to one of our most important customers.

Sincerely,
Michael G.
Owner.

Local telephone: 1-603-679-3500

Hours: Mon.-Sat. 9am. - 5pm.

Web: www.shedmaster.net

Email:sales.shedmaster@comcast.net

OPTIONS

FLOOR CONSTRUCTION:

- 3/4" pressure treated plywood \$1.25 per sq. foot.
- 3/4" CDX plywood \$.75 per sq. foot.
- P.T. 2"x 6" extra-duty 12" joist spacing /\$.50 per sq. foot.
- P.T. 2"x 8", 16" o. c. joist \$1.50 sq. foot., 12" o. c. \$2.00 sq. foot.

ADDITIONAL DOORS:

- Pine: sgl. 30" \$65, dbl. 50" \$100, dbl. 60" \$120, dbl. 70" \$140
- Vinyl: sgl. 30" \$85, dbl. 50" \$125, dbl. 60" \$140, dbl. 70" \$160
- 6'-8" x 3'-0" raised panel \$250.
- 6'-8" x2'-10" Nine-lite door \$325, Fifteen-lite door \$475.

ROLL UP DOORS:

- 5' wide x 6' high \$335
- 6' wide x 6' high \$360
- 7' wide x 6' high \$390

ADDITIONAL WINDOWS:

- Our standard \$60 each.
- Vinyl double hung windows, \$175 each.

RAMPS:

- 30" door \$40; 50" door \$50; 60" door \$70; 70" door \$80.
- 5'w roll-up door \$70; 6'w roll-up door \$90.

STORAGE LOFTS:

- 8' x 4' \$60; 10' x 4' \$75; 12' x 4' \$90

ROOF SHINGLES:

- Architectural shingles \$1.25 per sq. ft. of floor, and alternate colors add \$.80 per sq. ft. of floor.

OTHER SIDINGS AVAILABLE:

- Cedar shakes and clapboards.

OTHER ACCESSORIES:

- Shelves: (96" Long x 12"w \$30, 16"w \$40, 24"w \$50), (48" Long x 12"w \$15, 16"w \$20, 24"w \$30).
- Workbenches: 48"L x 24"d\$50, 30"d\$60; 96"L x 24"d\$65, 30"d\$80.
- Painting, 2" X 6" Wall framing, Insulation, Old shed removal.

SCREEN HOUSES:




- Most sizes available, please call for price.

Free local delivery and setup.

SHED PRICES SHOWN BELOW *

Prices may change without notice.

| MODEL | Canterbury | | Storage Master | | Country Carriage | | Canterbury or Storage Master | |
|-------------|---|--------|---|--------|---|--------|---|--------|
| |  | |  | |  | |  | |
| Wall Height | 6'- 3" | | 6'- 3" | | 7'-1" front wall | | 7'- 0" | |
| Siding | PINE & T111 | VINYL | PINE & T-111 | VINYL | PINE & T111 | VINYL | PINE & T111 | VINYL |
| 6'x6'L | \$1200 | \$1500 | \$1250 | \$1500 | \$1250 | \$1550 | \$1350 | \$1600 |
| 6'x 8'L | \$1449 | \$1799 | \$1449 | \$1799 | \$1499 | \$1849 | \$1699 | \$1749 |
| 6'x10'L | \$1599 | \$1949 | \$1599 | \$1949 | \$1649 | \$1999 | \$1799 | \$2049 |
| 6'x12'L | \$1749 | \$2199 | \$1749 | \$2199 | \$1799 | \$2199 | \$1899 | \$2199 |
| 6'x14'L | \$1999 | \$2349 | \$1999 | \$2349 | \$2099 | \$2399 | \$2099 | \$2499 |
| 8'x8'L | \$1450 | \$1950 | \$1550 | \$1950 | \$1600 | \$2100 | \$1700 | \$2050 |
| 8'x10'L | \$1799 | \$2149 | \$1849 | \$2199 | \$1849 | \$2199 | \$2049 | \$2399 |
| 8'x12'L | \$1999 | \$2449 | \$2049 | \$2449 | \$2099 | \$2499 | \$2199 | \$2649 |
| 8'x14'L | \$2399 | \$2849 | \$2499 | \$2849 | \$2499 | \$2899 | \$2649 | \$2999 |
| 8'x16'L | \$2699 | \$3049 | \$2799 | \$3099 | \$2849 | \$3199 | \$3049 | \$3199 |
| 8'x20'L | \$3149 | \$3649 | \$3199 | \$3699 | \$3249 | \$3749 | \$3549 | \$3999 |
| 10'x10'L | \$2200 | \$2500 | \$2250 | \$2550 | \$2300 | \$2600 | \$2400 | \$2700 |
| 10'x12'L | \$2449 | \$2849 | \$2449 | \$2849 | \$2549 | \$2899 | \$2699 | \$3099 |
| 10'x14'L | \$2699 | \$3099 | \$2749 | \$3099 | \$2849 | \$3199 | \$3049 | \$3399 |
| 10'x16'L | \$2999 | \$3499 | \$3049 | \$3499 | \$3099 | \$3549 | \$3349 | \$3899 |
| 10'x18'L | \$3449 | \$3999 | \$3548 | \$3999 | \$3649 | \$4099 | \$3799 | \$4499 |
| 10'x20'L | \$3799 | \$4249 | \$3899 | \$4399 | \$3949 | \$4499 | \$4149 | \$4699 |
| 10'x22'L | \$4299 | \$4899 | \$4449 | \$4999 | \$4499 | \$4999 | \$4599 | \$5199 |
| 10'x24'L | \$4699 | \$5299 | \$4799 | \$5399 | \$4799 | \$5399 | \$4999 | \$5599 |

| MODEL | Canterbury | | Storage Master | | Country Carriage | | Canterbury or Storage Master | |
|-------------|--|--------|---|--------|---|--------|---|--------|
| |  | |  | |  | |  | |
| Wall Height | 6'- 3" | | 6'- 3" | | 7'-1" front wall | | 7'- 0" | |
| Siding | PINE & T111 | VINYL | PINE & T111 | VINYL | PINE & T111 | VINYL | PINE & T111 | VINYL |
| 12'x12'L | \$2900 | \$3300 | \$3000 | \$3450 | \$3100 | \$3550 | \$3200 | \$3550 |
| 12'x14'L | \$3149 | \$3549 | \$3299 | \$3699 | \$3399 | \$3799 | \$3499 | \$3899 |
| 12'x16'L | \$3399 | \$3849 | \$3449 | \$3899 | \$3499 | \$3899 | \$3799 | \$4199 |
| 12'x18'L | \$3899 | \$4449 | \$3949 | \$4499 | \$3999 | \$4599 | \$4099 | \$4599 |
| 12'x20'L | \$4249 | \$4799 | \$4399 | \$4949 | \$4499 | \$4999 | \$4699 | \$5099 |
| 12'x22'L | \$4699 | \$5199 | \$4799 | \$5249 | \$4899 | \$5349 | \$5099 | \$5449 |
| 12'x24'L | \$4999 | \$5499 | \$5099 | \$5599 | \$5199 | \$5699 | \$5399 | \$5899 |
| 14'x14'L | \$3600 | \$4100 | \$3700 | \$4200 | \$3800 | \$4350 | \$4000 | \$4500 |
| 14'x16'L | \$3999 | \$4549 | \$4099 | \$4599 | \$4099 | \$4699 | \$4399 | \$4999 |
| 14'x18'L | \$4599 | \$5199 | \$4699 | \$5299 | \$4899 | \$5399 | \$5099 | \$5699 |
| 14'x20'L | \$5099 | \$5799 | \$5199 | \$5899 | \$5299 | \$5999 | \$5499 | \$6199 |
| 14'x22'L | \$5499 | \$6199 | \$5799 | \$6499 | \$5999 | \$6699 | \$6099 | \$6799 |
| 14'x24'L | \$5999 | \$6799 | \$6199 | \$6999 | \$6399 | \$7299 | \$6599 | \$7299 |
| 16'x16'L | \$4900 | \$5600 | \$5200 | \$5800 | \$5300 | \$5900 | \$5500 | \$6100 |
| 16'x18'L | \$5599 | \$6199 | \$5799 | \$6399 | \$5999 | \$6599 | \$6199 | \$6899 |
| 16'x20'L | \$6299 | \$6999 | \$6499 | \$7199 | \$6599 | \$7299 | \$6899 | \$7699 |
| 16'x22'L | \$6549 | \$7399 | \$6749 | \$7599 | \$6899 | \$7649 | \$7099 | \$7999 |
| 16'x24'L | \$6899 | \$7699 | \$7099 | \$7899 | \$7299 | \$8099 | \$7499 | \$8299 |

* Prices do not include sales tax.

Our prices may change without notice.

T-111 Siding



Vinyl Siding



Pine Siding



PINE 8'x10'

The Canterbury

The all time favorite, this model combines simplistic architecture with traditional detail and design. Built with a time-tested A-frame type roof, and followed with sturdy 16" o.c. framing throughout, this model will surely provide you many years of convenient and dependable storage. Your particular shed is available in any floor size, and with plenty of door and window positioning options. **If you like you may further customize your shed with wider doors, lofts, shelving, or more by simply choosing from our list of available options.**



PINE 8'x12'

Country Carriage

A very popular style building this one includes a 7'-1" high front wall, sturdy 2"x6" roof trusses, and a large overhang which protects the door while providing eye appeal and unique style you'll love. The extra tall front wall means more head room and more potential storage loft area. We are sure you will find this, "designed for New England weather" building, to be a pleasing addition to your yard. **With any of our buildings, you may decide on location of doors and windows, upgrade the floor construction, or customize to your liking with any of the available options.**



PINE 10' x 16'

Storage Master

This fine building surely suggest lots of added storage. It offers a spacious interior and familiar roofline to compliment any yard. We suggest the addition of a handy storage loft to free up floor space and of course utilize the larger attic area. You may customize your shed with architectural shingles, a roll up door, or with ideas of your own. **Simply choose your shed from the price list, decide on the location of doors, windows etc. and then contact us. Once we have processed your order, work will commence and your new**

HERE ARE FEW OF OUR PRIOR CUSTOMERS.

CONCORD, NH HOSPITAL
 BROOKLINE, NH ELEMENTARY SCHOOL,
 TOWN OF BEDFORD, NH TOWN OFFICE
 BEDFORD, NH POLICE DEPT.
 CALVARY CHURCH ROCHESTER, NH
 PLUM ISLAND WILD LIFE REFUGE
 ROWLEY COUNTRY CLUB
 BOSTON HEALTH DEPT.
 BEDFORD HIGH SCHOOL AND SAU
 PORTSMOUTH NAVAL SHIPYARD
 DERRY PARKS AND RECREATION
 NORTH HAMPTON, NH F.D.P.
 BREWSTER MA. HOUSING AUTHORITY
 INTERNATIONAL COUNTRY CLUB, BOLTON, MA
 DERRY MIDDLE SCHOOL AND DERRY HIGH SCHOOL
 NORTH HAMPTON FIRE DEPT.
 PORTSMOUTH, NH PARKS AND RECREATION
 CITY OF BOSTON, MA POST OFFICE,
 BOW, NH ELEMENTARY SCHOOL
 SOUTHERN NH UNIVERSITY
 RAYMOND, NH WATER DEPT.
 TILTON, NH ELEMENTARY SCHOOL
 TILTON, NH HIGH SCHOOL
 FRANKLIN, NH ELEMENTARY SCHOOL
 PORTSMOUTH, NH DEPT. PUBLIC WORKS
 ROWLEY, MA POLICE DEPT.
 MASS. OPPORTUNITY COUNCIL, (M.O.C.) AT
 WACHUSSETT COLLEGE
 TOWN OF LEE, NH PARKS & REC.
 ROWLEY MOTEL, ROWLEY, MA.
 WINGAERSHEEK INN AND MOTEL, GLOUCESTER, MA
 DOVER LITTLE LEAGUE AT DOVER HIGH
 PORTSMOUTH LITTLE LEAGUE
 ROWLEY MA, DEPT. PARKS AND RECREATION
 INTRA CITY COURIERS
 TOWN OF MARLBORO MA. RECYCLING CTR.
 BROCKTON, MA. BOYS CLUB
 NEEDHAM, MA HOUSING AUTHORITY (FORTY SIX UNITS)
 ROWLEY, MA RECREATION DEPT.
 DUNKIN DONUTS HOOKSETT, MANCHESTER, HAMPTON
 TYREE MAINTENANCE CORP.
 SO. NH UNIVERSITY
 NEWTON, NH RECYCLING CENTER
 HANSCOM AIR BASE
 UNIVERSITY OF NH PEASE TRADE PORT WORKSITE
 PROULX OIL CO
 REGAN FORD
 IRVING OIL STATION, DOVER, NH
 PRAXAIR CORP.
 GLOUCESTER MARINE RAILWAY
 TELLEY'S PIZZA
 TOWN OF GROTON, MA REC. DEPT. (THREE UNITS)
 RYE HARBOR, NH BOAT LAUNCH FACILITY

Who We Are.

With over 25 years of building experience, we take great pride creating a higher quality building designed to last for many years to come. Being a local small business allows us to address the needs of our customers with much greater understanding. We're able to provide services and solutions when and where needed by altering our designs, adding to existing plans, upgrading, or substituting materials to meet the required specifications. We are quality oriented and give full attention to the smallest of details when producing our fine sheds. With full awareness of our customers need for an economical solution when buying a shed, we provide by working carefully to maintain desirable, proven high quality designs, methods, and material used. Much of the work done constructing our sheds is achieved implementing traditional building methodology. It may cost us a little bit in time, but we would rather take the extra steps to be sure the jobs completed right. We'll be here whenever your ready for that new shed.



Sincerely,



Deliver

Our prices include delivery

All the sheds are available

All materials and labor are included in the price

A clear and ready to go site

Electrical and plumbing services available

The location of the shed is important

Prices are listed on our website

1.800

WWW

370 R

MAIL:



WITH PROPER MAINTENANCE AND INSTALLATION THAT NORMAL CONDITION WARRANTY DOES NOT COVER. WE LIMIT THE COVERAGE OF THE UNIT AT OUR DISCRETION. THIS WARRANTY IS NOT VALID IN STATES WHERE IT IS EXCLUDED FROM THE WARRANTY. THIS WARRANTY IS NOT VALID IN STATES WHERE IT IS EXCLUDED FROM THE WARRANTY. THIS WARRANTY IS NOT VALID IN STATES WHERE IT IS EXCLUDED FROM THE WARRANTY.



25 YEARS OF EXPERIENCE

SHEDMASTER

Delivery and Site Requirements

Sheds include free delivery within 55 miles of our shop. For those at other distances \$1 per mile will be added to cost of shed when orders placed.

Sheds are delivered in prefabricated sections, so reasonable access is required. Final assembly is completed on site.

Materials will be carried up to 100' feet free of charge. Please notify us of actual distances at time of ordering. A charge of \$1.00 may apply to some sites, added to cost upon ordering.

A reasonably level site is suggested for situating your shed. Sites with more than 8" inches of difference in elevation must please let us know when ordering.

Electrical power access for our power tools must be provided by the customer or a \$50 fee generator fee may be incurred. Please notify us prior to delivery regarding access.


Location of the your shed site, awareness of local town codes, zoning building permits, etc., are the customer's responsibility.

Prices and availability are subject to change without notice.
All Sales Subject To Any Applicable Sales Tax

1.800.618.8118 603.679.3500

WWW.SHEDMASTER.NET
370 ROUTE 125 , BRENTWOOD, NH 03833

MAIL: P.O. BOX 85, NOTTINGHAM, NH 03290



QUALITY BUILT
 STORAGE BUILDINGS



LIMITED WARRANTY

FOR MAINTENANCE, **SHEDMASTER CO.** OFFERS A 15 YEAR WARRANTY FROM DATE OF PURCHASE THAT YOUR SHED WILL MAINTAIN ITS STRUCTURAL INTEGRITY UNDER AVERAGE CONDITIONS. CUSTOMER MUST MAINTAIN AND PRESERVE THE SHED WITHIN 60 DAYS. THIS WARRANTY DOES NOT COVER ANY SHED THAT HAS BEEN ALTERED IN ANY WAY OR RESULTING FROM SETTLING, NEGLIGENCE, ABUSE, ACCIDENT, OR NATURAL DISASTERS. COVERAGE OF THE WARRANTY TO ONLY THE SHED. WE WILL REPLACE OR REPAIR AT OUR OPTION. CUSTOMER AGREES THAT THE CONTENTS WITHIN THE SHED ARE NOT COVERED BY THIS WARRANTY. THE ROOF SHINGLES CARRY A MANUFACTURERS WARRANTY AGAINST LEAKAGE. NATURAL DISASTERS, WIND, DAMAGE BY ACCIDENT, AND NEGLIGENCE. THIS WARRANTY IS OFFERED PROVIDING THE SHEDMASTER COMPANY IS IN FULL COMPLIANCE WITH ALL APPLICABLE LOCAL, STATE AND FEDERAL REGULATIONS AND PROVIDING STORAGE SHEDS. NO OTHER WARRANTY OR GUARANTEE IS IMPLIED BY ANY EMPLOYEE OR SALES AGENT OF **SHEDMASTER COMPANY.**

WWW.SHEDMASTER.NET

370 ROUTE 125, BRENTWOOD, NH 03833

603.679.3500

1.800.618.8118

Made In New Hampshire